

# Power supply unit - QUINT-PS/1AC/24DC/10 - 2866763

Please be informed that the data shown in this PDF Document is generated from our Online Catalog. Please find the complete data in the user's documentation. Our General Terms of Use for Downloads are valid (<http://phoenixcontact.com/download>)



Primary-switched QUINT POWER supply for DIN rail mounting with SFB (selective fuse breaking) technology, input: 1-phase, output: 24 V DC/10 A

## Product Description


QUINT POWER power supplies with maximum functionality  
 QUINT POWER circuit breakers magnetically and therefore quickly trip at six times the nominal current, for selective and therefore cost-effective system protection. The high level of system availability is additionally ensured, thanks to preventive function monitoring, as it reports critical operating states before errors occur.  
 Reliable starting of heavy loads takes place via the static power reserve POWER BOOST. Thanks to the adjustable voltage, all ranges between 5 V DC ... 56 V DC are covered.

## Your advantages

- ✓ Fast tripping of standard circuit breakers with dynamic power reserve SFB (selective fuse breaking) technology with up to 6 times the nominal current for 12 ms
- ✓ For superior system availability
- ✓ Reliable starting of difficult loads with the static POWER BOOST power reserve with up to 1.5 times the nominal current permanently
- ✓ Preventive function monitoring



## Key Commercial Data

Packing unit	1 pc
GTIN	 4 046356 113793
GTIN	4046356113793

## Technical data

### Dimensions

Width	60 mm
Height	130 mm
Depth	125 mm
Width with alternative assembly	122 mm
Height with alternative assembly	130 mm
Depth with alternative assembly	63 mm

# Power supply unit - QUINT-PS/1AC/24DC/10 - 2866763

## Technical data

### Ambient conditions

Degree of protection	IP20
Ambient temperature (operation)	-25 °C ... 70 °C (> 60 °C Derating: 2.5 %/K)
Ambient temperature (start-up type tested)	-40 °C
Ambient temperature (storage/transport)	-40 °C ... 85 °C
Max. permissible relative humidity (operation)	≤ 95 % (at 25 °C, non-condensing)
Climatic class	3K3 (in acc. with EN 60721)
Degree of pollution	2
Installation height	5000 m

### Input data

Nominal input voltage range	100 V AC ... 240 V AC
	110 V DC ... 250 V DC
Input voltage range	85 V AC ... 264 V AC
	90 V DC ... 350 V DC (UL 508: ≤ 300 V DC)
Dielectric strength maximum	300 V AC
AC frequency range	45 Hz ... 65 Hz
Frequency range DC	0 Hz
Discharge current to PE	< 3.5 mA
Current consumption	2.2 A (120 V AC)
	1.3 A (230 V AC)
	2.5 A (110 V DC)
	1.2 A (220 V DC)
Nominal power consumption	302 VA
Inrush surge current	< 15 A
Mains buffering	> 36 ms (120 V AC)
	> 36 ms (230 V AC)
Input fuse	10 A (slow-blow, internal)
Choice of suitable circuit breakers	10 A ... 20 A (AC: Characteristics B, C, D, K)
Type of protection	Transient surge protection
Protective circuit/component	Varistor, gas-filled surge arrester

### Output data

Nominal output voltage	24 V DC ±1 %
Setting range of the output voltage ( $U_{Set}$ )	18 V DC ... 29.5 V DC (> 24 V DC, constant capacity restricted)
Nominal output current ( $I_N$ )	10 A (-25 °C ... 60 °C, $U_{OUT} = 24$ V DC)
POWER BOOST ( $I_{Boost}$ )	15 A (-25 °C ... 40 °C permanent, $U_{OUT} = 24$ V DC)
Selective Fuse Breaking ( $I_{SFB}$ )	60 A (12 ms)
Derating	60 °C ... 70 °C (2.5%/K)
Connection in parallel	Yes, for redundancy and increased capacity
Connection in series	yes
Feedback resistance	max. 35 V DC

# Power supply unit - QUINT-PS/1AC/24DC/10 - 2866763

## Technical data

### Output data

Protection against surge voltage on the output	< 35 V DC
Control deviation	< 1 % (change in load, static 10 % ... 90 %)
	< 2 % (change in load, dynamic 10 % ... 90 %)
	< 0.1 % (change in input voltage $\pm 10$ %)
Residual ripple	< 50 mV <sub>pp</sub> (with nominal values)
Output power	240 W
Typical response time	< 0.15 s
Maximum power dissipation in no-load condition	9.1 W
Power loss nominal load max.	22 W

### General

Net weight	1.1 kg
Efficiency	> 92.5 % (for 230 V AC and nominal values)
Insulation voltage input/output	4 kV AC (type test)
	2 kV AC (routine test)
Insulation voltage input / PE	3.5 kV AC (type test)
	2 kV AC (routine test)
Insulation voltage output / PE	500 V DC (routine test)
Protection class	I
Degree of protection	IP20
MTBF (IEC 61709, SN 29500)	> 940000 h (25 °C)
	> 530000 h (40 °C)
	> 230000 h (60 °C)
Mounting position	horizontal DIN rail NS 35, EN 60715
Assembly instructions	alignable: $P_N \geq 50\%$ , 5 mm horizontally, 15 mm next to active components, 50 mm vertically alignable: $P_N < 50\%$ , 0 mm horizontally, 40 mm vertically top, 20 mm vertically bottom

### Connection data, input

Connection method	Pluggable screw connection
Conductor cross section solid min.	0.2 mm <sup>2</sup>
Conductor cross section solid max.	2.5 mm <sup>2</sup>
Conductor cross section flexible min.	0.2 mm <sup>2</sup>
Conductor cross section flexible max.	2.5 mm <sup>2</sup>
Conductor cross section AWG min.	16
Conductor cross section AWG max.	12
Stripping length	7 mm
Screw thread	M3

### Connection data, output

Connection method	Pluggable screw connection
Conductor cross section solid min.	0.2 mm <sup>2</sup>

# Power supply unit - QUINT-PS/1AC/24DC/10 - 2866763

## Technical data

### Connection data, output

Conductor cross section solid max.	2.5 mm <sup>2</sup>
Conductor cross section flexible min.	0.2 mm <sup>2</sup>
Conductor cross section flexible max.	2.5 mm <sup>2</sup>
Conductor cross section AWG min.	16
Conductor cross section AWG max.	12
Stripping length	7 mm
Screw thread	M3

### Connection data for signaling

Conductor cross section solid min.	0.2 mm <sup>2</sup>
Conductor cross section solid max.	2.5 mm <sup>2</sup>
Conductor cross section flexible min.	0.2 mm <sup>2</sup>
Conductor cross section flexible max.	2.5 mm <sup>2</sup>
Conductor cross section AWG min.	16
Conductor cross section AWG max.	12
Screw thread	M3

### Standards and Regulations

Electromagnetic compatibility	Conformance with EMC Directive 2014/30/EU
Noise emission	EN 55011 (EN 55022)
Noise immunity	EN 61000-6-2:2005
Connection in acc. with standard	CSA
Standards/regulations	EN 61000-4-2
Contact discharge	4 kV (Test Level 2)
Standards/regulations	EN 61000-4-3
Frequency range	80 MHz ... 1 GHz
Test field strength	10 V/m (Test Level 3)
Frequency range	1.4 GHz ... 2 GHz
Test field strength	3 V/m (Test Level 2)
Standards/regulations	EN 61000-4-4
Comments	Criterion B
Standards/regulations	EN 61000-6-3
	EN 61000-4-6
Frequency range	0.15 MHz ... 80 MHz
Voltage	10 V (Test Level 3)
Low Voltage Directive	Conformance with LV directive 2006/95/EC
Standard - Electrical safety	IEC 60950-1/VDE 0805 (SELV)
Standard – Electronic equipment for use in electrical power installations and their assembly into electrical power installations	EN 50178/VDE 0160 (PELV)
Standard – Safety extra-low voltage	IEC 60950-1 (SELV) and EN 60204-1 (PELV)
Standard - Safe isolation	DIN VDE 0100-410
Standard – Limitation of mains harmonic currents	EN 61000-3-2

# Power supply unit - QUINT-PS/1AC/24DC/10 - 2866763

## Technical data

### Standards and Regulations

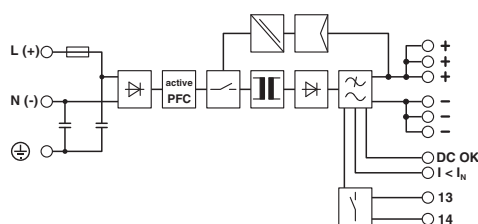
Standard - Equipment safety	BG (design tested)
Standard - Approval for medical use	IEC 60601-1, 2 x MOOP
Shipbuilding approval	DNV GL (EMC B), ABS, LR, RINA, NK, BV
UL approvals	UL Listed UL 508
	UL/C-UL Recognized UL 60950-1
	UL ANSI/ISA-12.12.01 Class I, Division 2, Groups A, B, C, D (Hazardous Location)
DeviceNet approval	DeviceNet™ Power Supply Conformance Tested
Shock	18 ms, 30g, in each space direction (according to IEC 60068-2-27)
Vibration (operation)	< 15 Hz, amplitude ±2.5 mm (according to IEC 60068-2-6)
	15 Hz ... 150 Hz, 2.3g, 90 min.
Approval - requirement of the semiconductor industry with regard to mains voltage dips	SEMI F47-0706 Compliance Certificate
Information technology equipment - safety (CB scheme)	IEC 60950-1 (2 <sup>nd</sup> Edition)
Rail applications	EN 50121-4
Overvoltage category (EN 62477-1)	III

### Environmental Product Compliance

REACH SVHC	Lead 7439-92-1
China RoHS	Environmentally Friendly Use Period = 25;
	For details about hazardous substances go to tab "Downloads", Category "Manufacturer's declaration"

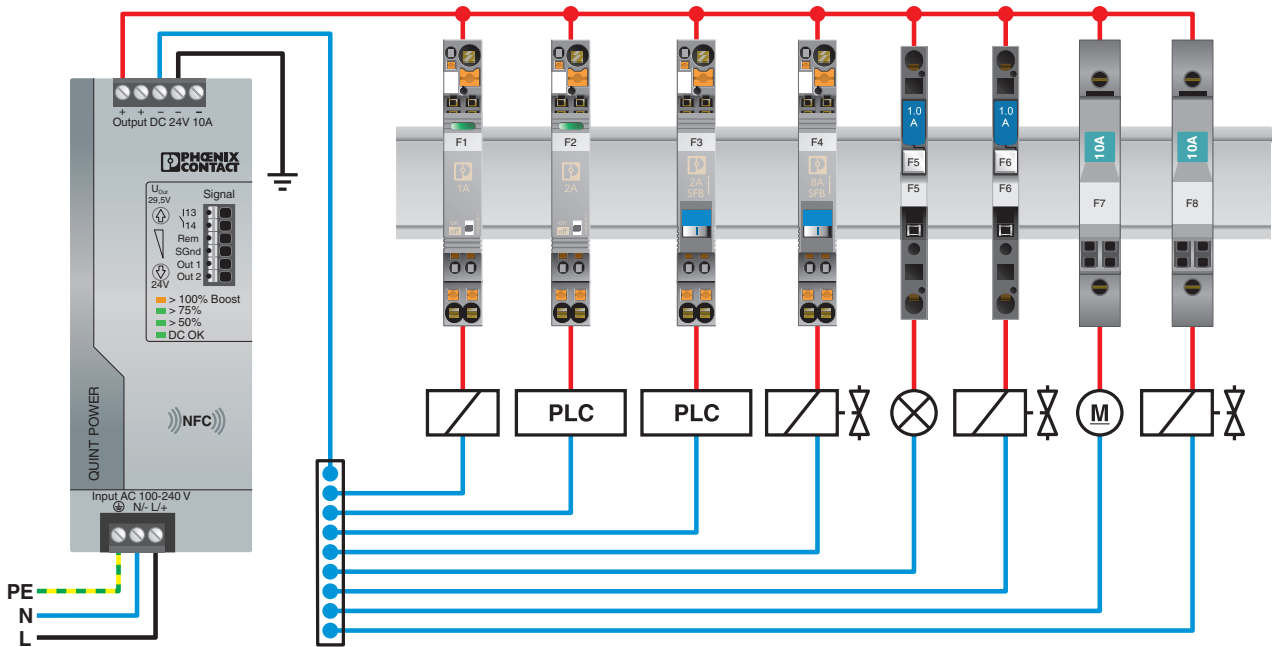
## Drawings

Block diagram



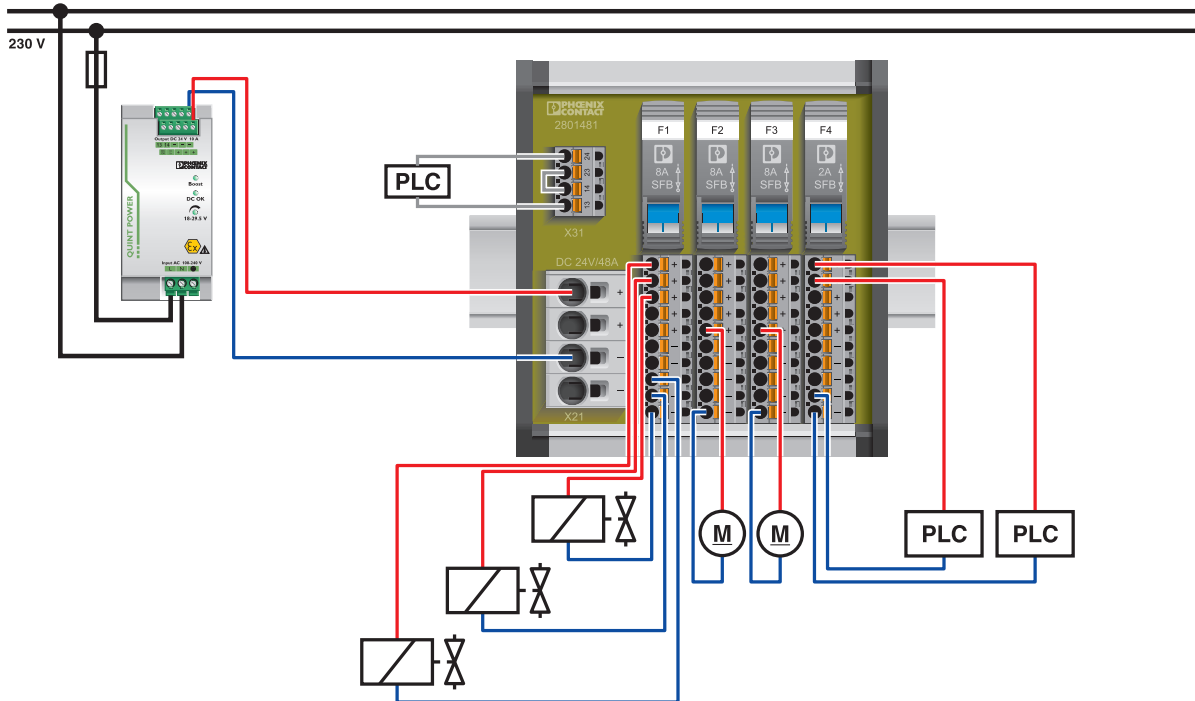
# Power supply unit - QUINT-PS/1AC/24DC/10 - 2866763

Application drawing



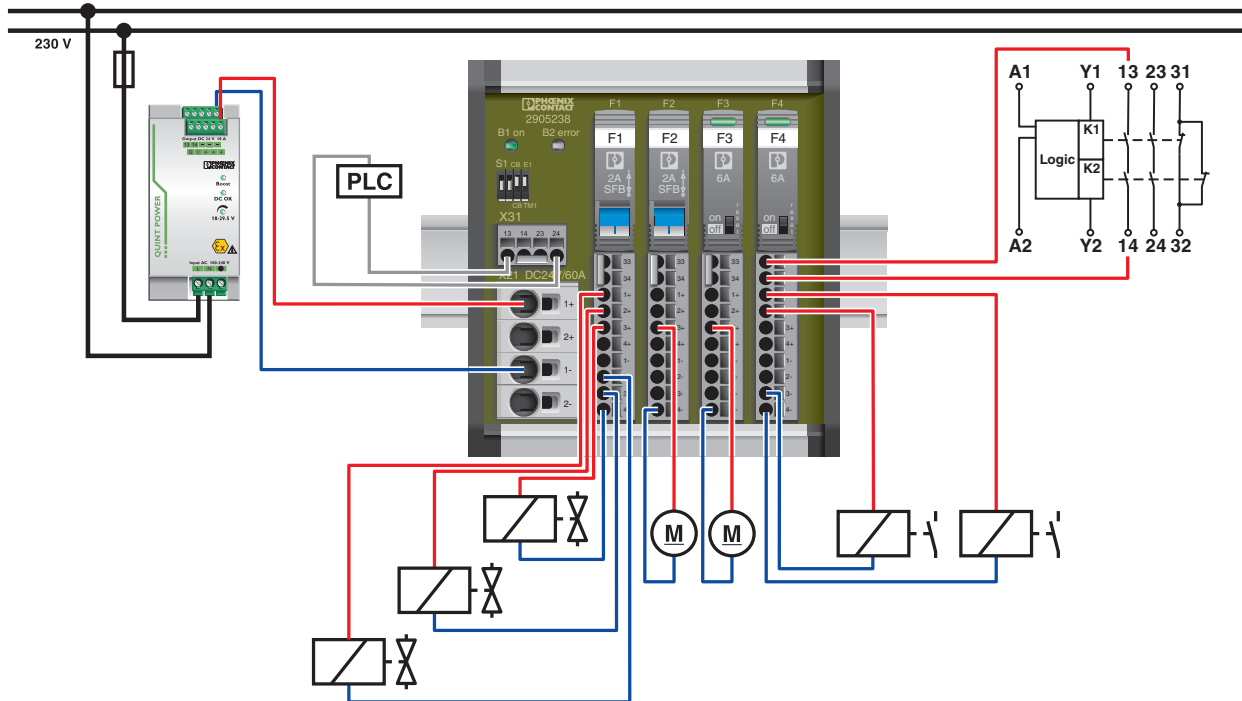
# Power supply unit - QUINT-PS/1AC/24DC/10 - 2866763

Application drawing



# Power supply unit - QUINT-PS/1AC/24DC/10 - 2866763

Application drawing



## Approvals

Approvals

Approvals

DNV GL / CSA / BV / LR / NK / ABS / BSH / RINA / UL Listed / UL Recognized / cUL Recognized / IECCE CB Scheme / SEMI F47 / Bauartgeprüft / DeviceNet / EAC / EAC / cULus Recognized

Ex Approvals

UL Listed / cUL Listed / cULus Listed

## Approval details

DNV GL



<http://exchange.dnv.com/tari/>

TAE000014W








## Power supply unit - QUINT-PS/1AC/24DC/10 - 2866763

### Approvals

CSA		<a href="http://www.csagroup.org/services-industries/product-listing/">http://www.csagroup.org/services-industries/product-listing/</a>	1897786
BV		<a href="http://www.veristar.com/portal/veristarinfo/generalinfo/approved/approvedProducts/equipmentAndMaterials">http://www.veristar.com/portal/veristarinfo/generalinfo/approved/approvedProducts/equipmentAndMaterials</a>	21004-B0 BV
LR		<a href="http://www.lr.org/en">http://www.lr.org/en</a>	08/20069 E3
NK		<a href="http://www.classnk.or.jp/hp/en/">http://www.classnk.or.jp/hp/en/</a>	08A039
ABS		<a href="http://www.eagle.org/eagleExternalPortalWEB/">http://www.eagle.org/eagleExternalPortalWEB/</a>	15-HG1375463-1-PDA
BSH		<a href="http://www.bsh.de/de/index.jsp">http://www.bsh.de/de/index.jsp</a>	Nr. 581
RINA		<a href="http://www.rina.org/en">http://www.rina.org/en</a>	ELE316517XG
UL Listed		<a href="http://database.ul.com/cgi-bin/XYV/template/LISEXT/1FRAME/index.htm">http://database.ul.com/cgi-bin/XYV/template/LISEXT/1FRAME/index.htm</a>	FILE E 123528
UL Recognized		<a href="http://database.ul.com/cgi-bin/XYV/template/LISEXT/1FRAME/index.htm">http://database.ul.com/cgi-bin/XYV/template/LISEXT/1FRAME/index.htm</a>	FILE E 211944
cUL Recognized		<a href="http://database.ul.com/cgi-bin/XYV/template/LISEXT/1FRAME/index.htm">http://database.ul.com/cgi-bin/XYV/template/LISEXT/1FRAME/index.htm</a>	FILE E 211944
IECEE CB Scheme		<a href="http://www.iecee.org/">http://www.iecee.org/</a>	SI-6154
SEMI F47			SEMI F47

## Power supply unit - QUINT-PS/1AC/24DC/10 - 2866763

### Approvals

Bauartgeprüft		SI-SIQ BG 005/008
DeviceNet		<a href="http://www.odva.org">http://www.odva.org</a> 10825/06.01.2010
EAC		EAC-Zulassung
EAC		RU C- DE.A*30.B.01082
cULus Recognized		

Phoenix Contact 2019 © - all rights reserved  
<http://www.phoenixcontact.com>

PHOENIX CONTACT GmbH & Co. KG  
Flachsmarktstr. 8  
32825 Blomberg  
Germany  
Tel. +49 5235 300  
Fax +49 5235 3 41200  
<http://www.phoenixcontact.com>