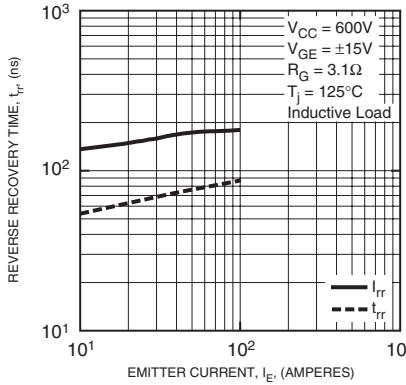
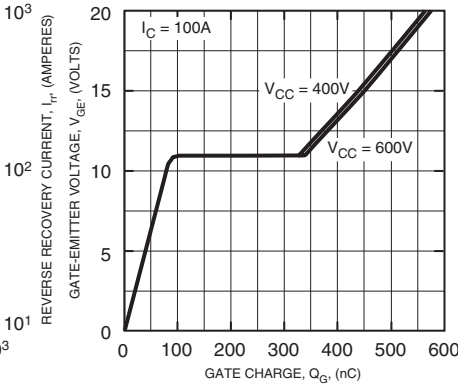


**CM100DC-24NFM**  
**Dual IGBT NFM-Series Module**  
 100 Amperes/1200 Volts

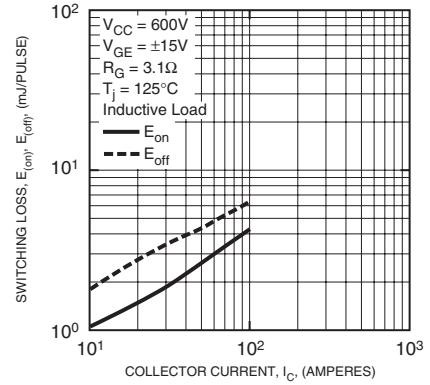
**REVERSE RECOVERY CHARACTERISTICS (TYPICAL)**



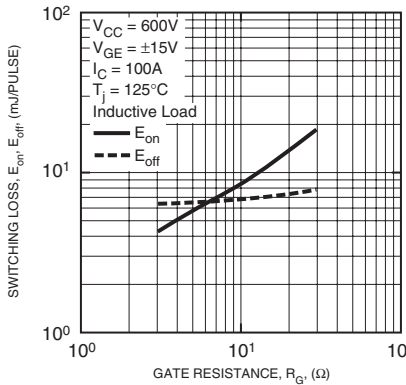
**GATE CHARGE VS.  $V_{GE}$**



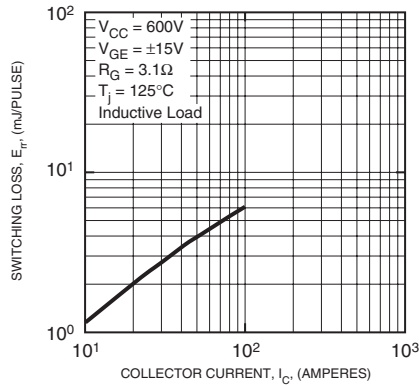
**SWITCHING LOSS VS. COLLECTOR CURRENT (TYPICAL)**



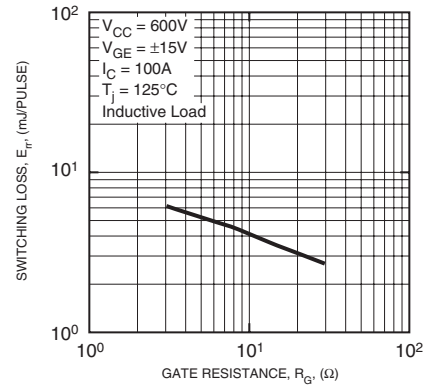
**SWITCHING LOSS VS. GATE RESISTANCE (TYPICAL)**



**REVERSE RECOVERY SWITCHING LOSS VS. COLLECTOR CURRENT (TYPICAL)**



**REVERSE RECOVERY SWITCHING LOSS VS. GATE RESISTANCE (TYPICAL)**



**TRANSIENT THERMAL IMPEDANCE CHARACTERISTICS (IGBT & FWD)**

