

## Inline terminal - IB IL 24 DI 8/T2-PAC - 2862204

Please be informed that the data shown in this PDF Document is generated from our Online Catalog. Please find the complete data in the user's documentation. Our General Terms of Use for Downloads are valid (<http://phoenixcontact.com/download>)



Inline, Digital input, Digital inputs: 8 (IEC 61131-2 type 2), 24 V DC, 4-wire, Transmission speed in the local bus 500 kBit/s, Degree of protection IP20, including Inline connectors and marking fields

### Product Description

The digital Inline input terminals are designed for the connection of digital signals as are supplied from control switches, limit switches or proximity switches.

All the typical applications are covered by the standard automation terminals.

The I/O equipment is connected by a simple or an extended Inline connector, depending on the number of channels. The multi-wire connection method is available in both cases.

The Inline terminals can be labeled using hinged labeling fields. The fields have insert cards that can be labeled individually to suit the application. Additionally, there is the proven ZBFM-6... Zack strip for labeling the terminal points.

### Product Features

- 8 digital inputs corresponding to type 2 limit values, according to EN 61131-2
- Connection of sensors in 2, 3, and 4-wire technology
- Maximum permissible load current per sensor: 250 mA
- Maximum permissible load current from the terminal: 2 A
- Diagnostic and status indicators



### Key Commercial Data

Packing unit	1 pc
Weight per Piece (excluding packing)	201.7 g
Custom tariff number	85389091
Country of origin	Germany

### Technical data

#### Note

Utilization restriction	EMC: class A product, see manufacturer's declaration in the download area
-------------------------	---

### Dimensions

## Inline terminal - IB IL 24 DI 8/T2-PAC - 2862204

### Technical data

#### Dimensions

Width	48.8 mm
Height	119.8 mm
Depth	71.5 mm

#### Ambient conditions

Ambient temperature (operation)	-25 °C ... 55 °C
Ambient temperature (storage/transport)	-25 °C ... 85 °C
Permissible humidity (operation)	10 % ... 95 % (according to DIN EN 61131-2)
Permissible humidity (storage/transport)	10 % ... 95 % (according to DIN EN 61131-2)
Air pressure (operation)	70 kPa ... 106 kPa (up to 3000 m above sea level)
Air pressure (storage/transport)	70 kPa ... 106 kPa (up to 3000 m above sea level)
Degree of protection	IP20

#### General

Mounting type	DIN rail
Net weight	118 g
Note on weight specifications	Without plug

#### Interfaces

Fieldbus system	Lokalbus
Designation	Inline local bus
Connection method	Inline data jumper
Transmission speed	500 kBit/s

#### Power supply for module electronics

Supply voltage	24 V DC (via voltage jumper)
Supply voltage range	19.2 V DC ... 30 V DC (including all tolerances, including ripple)
Supply current	50 mA
Communications power $U_L$	7.5 V (via voltage jumper)
Current consumption	max. 50 mA (from the local bus)

#### Inline potentials

Communications power $U_L$	7.5 V DC
Current consumption from $U_L$	max. 50 mA
Segment circuit supply $U_S$	24 V DC (nominal value)
Current consumption from $U_S$	max. 2 A

#### Digital inputs

Input name	Digital inputs
Connection method	Spring-cage connection

## Inline terminal - IB IL 24 DI 8/T2-PAC - 2862204

### Technical data

#### Digital inputs

	4-wire
Number of inputs	8 (IEC 61131-2 type 2)
Typical response time	< 1 ms
Protective circuit	Short-circuit and overload protection
Input voltage	24 V DC (via voltage jumper)
Input voltage range "0" signal	-3 V DC ... 5 V DC
Input voltage range "1" signal	15 V DC ... 30 V DC

#### Standards and Regulations

Test section	5 V supply, incoming remote bus/7.5 V supply (bus logics) 500 V AC 50 Hz 1 min.
	5 V supply, outgoing remote bus/7.5 V supply (bus logics) 500 V AC 50 Hz 1 min.
	7.5 V supply (bus logics)/24 V supply (I/O) 500 V AC 50 Hz 1 min.
	24 V supply (I/O) / functional earth ground 500 V AC 50 Hz 1 min.
Connection in acc. with standard	CUL
Protection class	III, IEC 61140, EN 61140, VDE 0140-1

### Classifications

#### eCl@ss

eCl@ss 4.0	27250302
eCl@ss 4.1	27250302
eCl@ss 5.0	27250302
eCl@ss 5.1	27242604
eCl@ss 6.0	27242604
eCl@ss 7.0	27242604
eCl@ss 8.0	27242604
eCl@ss 9.0	27242604

#### ETIM

ETIM 2.0	EC001430
ETIM 3.0	EC001599
ETIM 4.0	EC001599
ETIM 5.0	EC001599

#### UNSPSC

UNSPSC 6.01	43172015
UNSPSC 7.0901	43201404

# Inline terminal - IB IL 24 DI 8/T2-PAC - 2862204

## Classifications

### UNSPSC

UNSPSC 11	43172015
UNSPSC 12.01	43201404
UNSPSC 13.2	43201404

## Approvals

### Approvals

---

#### Approvals

UL Recognized / cUL Recognized / EAC / cULus Recognized

---


#### Ex Approvals


---

#### Approvals submitted


---

## Approval details

UL Recognized 

cUL Recognized 

EAC

cULus Recognized 

## Accessories

### Accessories

Connector set

## Inline terminal - IB IL 24 DI 8/T2-PAC - 2862204

### Accessories

Connector set - IB IL DI/DO 8-PLSET/CP - 2860963



Connector set, for IB IL DI/DO 8, copper, with color print.

---

### Labeled terminal marker

Zack marker strip - ZB 6,QR:FORTL.ZAHLEN - 1051029



Zack marker strip, Strip, white, labeled, can be labeled with: Plotter, Printed vertically: Consecutive numbers 1 - 10, 11 - 20, etc. up to 491 - 500, Mounting type: Snap into tall marker groove, for terminal block width: 6.2 mm, Lettering field: 6.15 x 10.5 mm

---

### Labeling panel

Labeling field - IB IL FIELD 2 - 2727501

Labeling field, width: 12.2 mm



---

Labeling field - IB IL FIELD 8 - 2727515

Labeling field, width: 48.8 mm



---

### Marker pen

## Inline terminal - IB IL 24 DI 8/T2-PAC - 2862204

### Accessories

Marker pen - B-STIFT - 1051993



Marker pen, for manual labeling of unprinted Zack strips, smear-proof and waterproof, line thickness 0.5 mm

Marker pen - X-PEN 0,35 - 0811228



Marker pen without ink cartridge, for manual labeling of markers, labeling extremely wipe-proof, line thickness 0.35 mm

### Plug

Inline connector - IB IL SCN-8-CP - 2727608



Inline connector, colored

Inline connector - IB IL SCN-8 - 2726337



Connector, for digital 1, 2 or 8-channel Inline terminals

### Terminal marking

Insert strip - ESL 62X10 - 0809492



Insert strip, Sheet, white, unlabeled, can be labeled with: Office printing systems, Plotter: Laser printer, Mounting type: Insert, Lettering field: 62 x 10 mm

# Inline terminal - IB IL 24 DI 8/T2-PAC - 2862204

## Accessories

### Insert strip - ESL 62X46 - 0809502

Insert strip, Sheet, white, unlabeled, can be labeled with: Office printing systems, Plotter: Laser printer, Mounting type: Insert, Lettering field: 62 x 46 mm



### Zack marker strip - ZB 6/WH-100:UNBEDRUCKT - 5060935

Zack marker strip, Strip, white, unlabeled, can be labeled with: Plotter, Mounting type: Snap into tall marker groove, for terminal block width: 6.2 mm, Lettering field: 6.15 x 10.5 mm



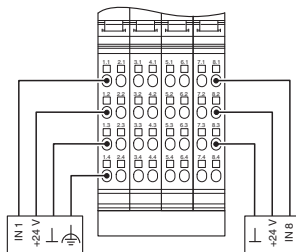
### Flat zack marker sheet - ZBFM 6/WH:UNBEDRUCKT - 0803618

Flat zack marker sheet, Sheet, white, unlabeled, can be labeled with: Plotter, Mounting type: Snap into flat marker groove, for terminal block width: 6.2 mm, Lettering field: 5 x 5.5 mm

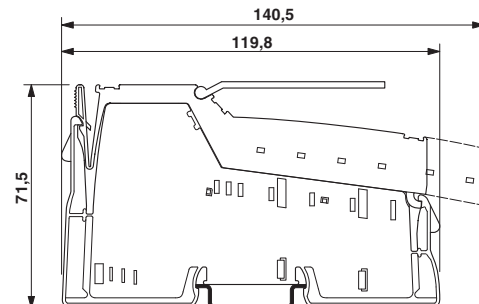


## Drawings

Connection diagram



Dimensional drawing







# Mouser Electronics

Authorized Distributor

Click to View Pricing, Inventory, Delivery & Lifecycle Information:

[Phoenix Contact:](#)

[2862204](#)