

Incremental encoders

End shaft $\varnothing 12-16$ mm or cone shaft $\varnothing 17$ mm (1:10), resolution 100...2500 pulses

Option: Function control with EMS (Enhanced Monitoring System)

HOG 9



HOG 9

Technical data - electrical ratings

Voltage supply	5 VDC ± 5 % 9...30 VDC
Consumption w/o load	≤ 100 mA
Resolution (steps/turn)	100...2500
Phase shift	$90^\circ \pm 20^\circ$
Scan ratio	40...60 %
Reference signal	Zero pulse, width 90°
Sensing method	Optical
Output frequency	≤ 120 kHz
Output signals	K1, K2, K0 + inverted
Output circuit	HTL (power linedriver) TTL (RS422)
Interference immunity	DIN EN 61000-6-2
Emitted interference	DIN EN 61000-6-4
Approval	UL approval / E256710

Features

- Opto ASIC
- Suitable to drive for lines max. 500 m (TTL)
- Logic level TTL with regulator UB 9...30 VDC
- Logic level HTL with power line driver
- End shaft $\varnothing 12-16$ mm or cone shaft $\varnothing 17$ mm (1:10)
- Protection against inductive shaft current by hybrid bearings

Optional

- Function control with EMS (Enhanced Monitoring System)
- Operating status LED and error output

Technical data - mechanical design

Dimensions (flange)	$\varnothing 97$ mm
Shaft	$\varnothing 12...16$ mm end shaft $\varnothing 17$ mm cone shaft 1:10
Admitted shaft load	≤ 200 N axial ≤ 300 N radial
Motor shaft tolerance	0.2mm radial
Protection DIN EN 60529	IP 56
Operating speed	≤ 10000 rpm (mechanical)
Operating torque typ.	6 Ncm
Rotor moment of inertia	160 gcm ²
Materials	Housing: aluminium die-cast Shaft: stainless steel
Operating temperature	$-30...+85$ °C
Resistance	DIN EN 60068-2-6 Vibration 10 g, 10-2000 Hz DIN EN 60068-2-27 Shock 100 g, 6 ms
Explosion protection	II3G Ex nA T4 X (gas) II3D Ex tD IP56 A22 T135°C X (dust)
Connection	Connector M23, 12-pin
Weight approx.	700 g

Incremental encoders

End shaft \varnothing 12-16 mm or cone shaft \varnothing 17 mm (1:10), resolution 100...2500 pulses

Option: Function control with EMS (Enhanced Monitoring System)

HOG 9

Part number

HOG 9

		F			DN			
--	--	---	--	--	----	--	--	--

Voltage supply / signals

- I 9...30 VDC / output circuit HTL with inverted signals
- TTL 5 VDC / output circuit TTL with inverted signals
- R 9...30 VDC / output circuit TTL with inverted signals

See part number (pulses)

Output signals

DN K1, K2, K0

Shaft diameter

- 12 End shaft \varnothing 12 mm
- 16 End shaft \varnothing 16 mm
- 17 Cone shaft \varnothing 17 mm (1:10)

Design

- F With flange socket

EMS (Enhanced Monitoring System)

Without EMS (Enhanced Monitoring System)

- .2 With EMS (Enhanced Monitoring System)

Part number (pulses)

100	250	512	1024	2500
120	300	600	1042	
180	360	720	1200	
192	400	900	1250	
200	500	1000	2048	

Other pulse numbers upon request.

Accessories

Mating connector M23

Connectors and cables

HEK 8 Sensor cable for encoders

Mounting accessories

ET.51.100x Torque arm size M6

Diagnostic accessories

HENQ 1100 Analyzer for encoders

Incremental encoders

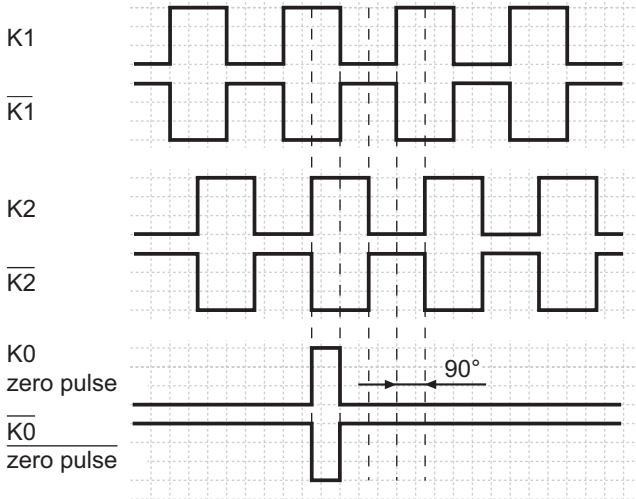
End shaft $\varnothing 12-16$ mm or cone shaft $\varnothing 17$ mm (1:10), resolution 100...2500 pulses

Option: Function control with EMS (Enhanced Monitoring System)

HOG 9

Output signals

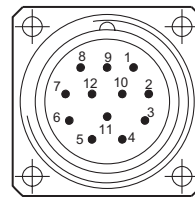
at positive rotating direction



Terminal assignment

View A - Flange socket, male contacts, clockwise

Male	Assignment
Pin 1	$\overline{K2}$ (K2 inv.)
Pin 2	do not use
Pin 3	K0 (zero pulse)
Pin 4	$\overline{K0}$ (zero pulse inv.)
Pin 5	K1
Pin 6	$\overline{K1}$ (K1 inv.)
Pin 7	do not use (Option EMS: \overline{Err})
Pin 8	K2
Pin 9	do not use (Option EMS: GND)
Pin 10	GND
Pin 11	do not use
Pin 12	+UB



Option EMS: LED status / error output

flash light red	Error of signal sequence, marker pulse or cycles (Error output = high-low alternation)
red	Overload output transistors (Error output = low)
flash light green	Encoder o.k., rotating (Error output = high)
green	Encoder o.k., stopped (Error output = high)
no light	no output voltage connection or wrong connection (Error output = low)

Incremental encoders

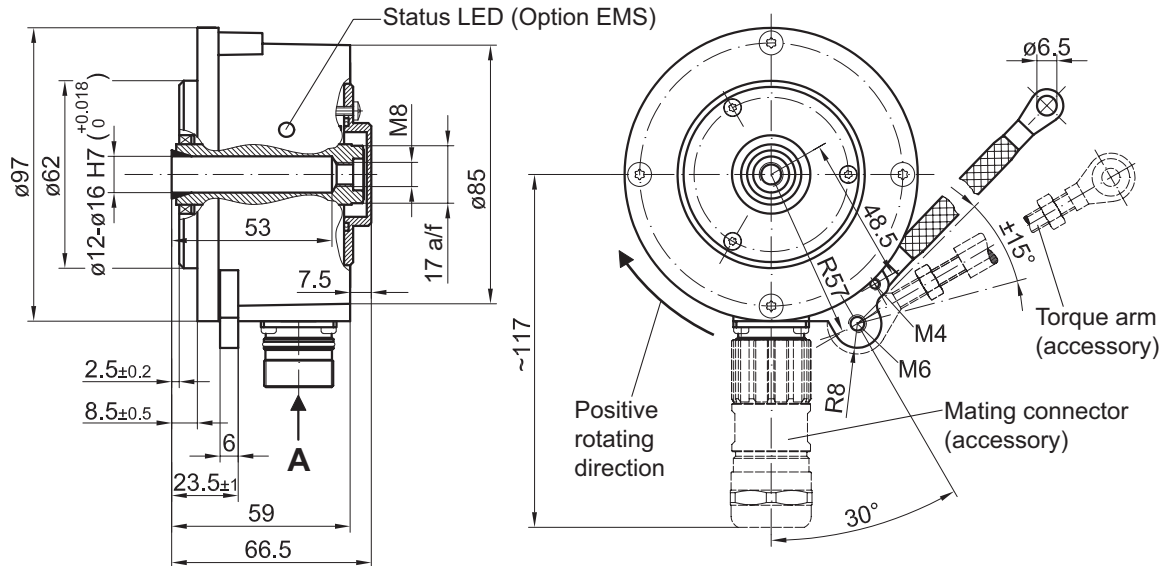
End shaft $\varnothing 12-16$ mm or cone shaft $\varnothing 17$ mm (1:10), resolution 100...2500 pulses

Option: Function control with EMS (Enhanced Monitoring System)

HOG 9

Dimensions

HOG 9(2) - Version with cylinder shaft



HOG 9(2) - Version with cone shaft

