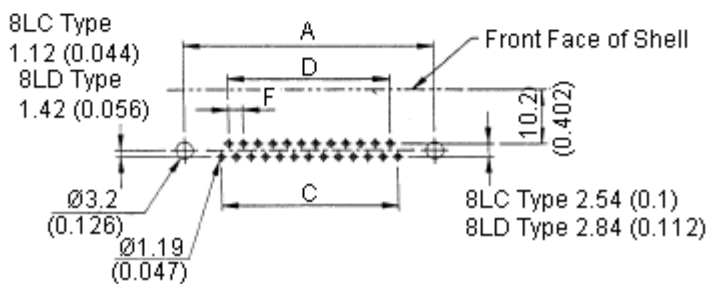
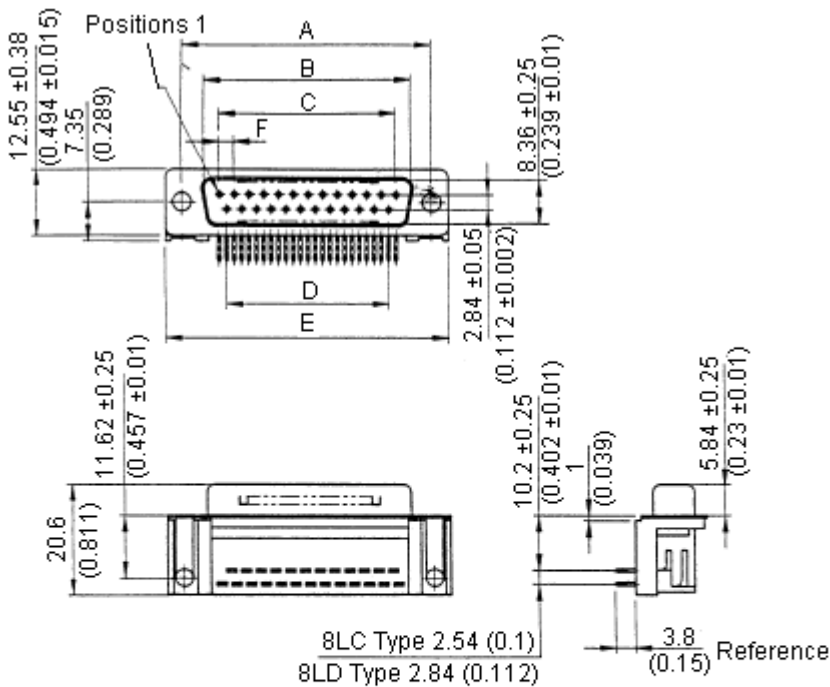


Plugs and Sockets



Specifications:

Current Rating	: 5 A
Minimum Insulation Resistance	: 5,000 MΩ at 500 V dc
Minimum Dielectric Withstanding Voltage	: 1,000 V ac (for 1 minute)
Maximum Contact Resistance	: 15 mΩ
Operating Temperature	: - 55°C to 105°C
Insulator Material	: P.B.T and glass-fiber reinforced UL 94V-0
Contact Material	: Brass, gold over nickel
Shell	: Steel, tin or zinc plated



Dimensions : Millimetres (Inches)

Recommended P.C.B Layout

Tolerance Unspecified

0.000	±
0.00	±0.25
0.0	±
.	±
Angle	±

Plugs and Sockets



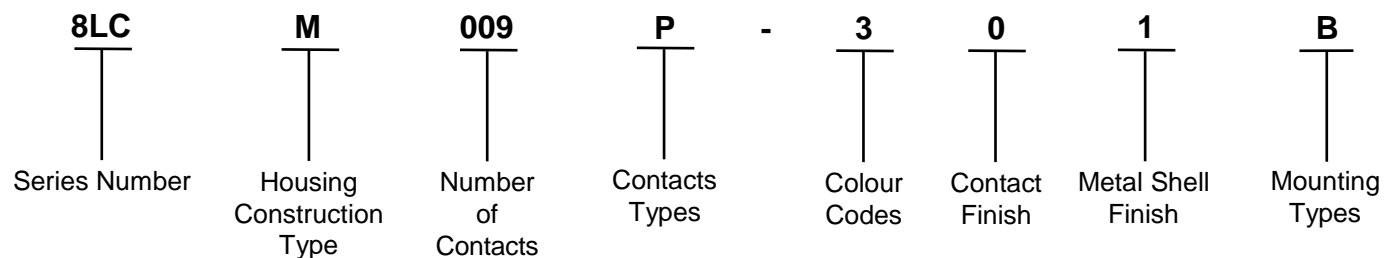
Dimension Table

F ±0.05 (0.002)	E ±0.38 (0.015)	D ±0.13 (0.005)	C ±0.13 (0.005)	B ±0.25 (0.01)	A ±0.13 (0.005)	Part Number
2.74 (0.108)	30.89 (1.216)	8.22 (0.324)	10.96 (0.431)	16.92 (0.666)	24.99 (0.984)	8LC/D 9P
2.74 (0.108)	39.1 (1.539)	16.44 (0.647)	19.18 (0.755)	25.25 (0.994)	33.32 (1.312)	8LC/D 15P
2.77 (0.109)	53.09 (2.09)	30.47 (1.2)	33.24 (1.309)	38.96 (1.534)	47.04 (1.852)	8LC/D 25P
2.77 (0.109)	69.4 (2.732)	47.09 (1.854)	49.86 (1.963)	55.42 (2.182)	63.5 (2.5)	8LC/D 37P

Part Number Table

Description	Part Number
Plug, D, PCB, R/A, 15 Way	8LCM015P-301B-XX
Plug, D, PCB, R/A, 25 Way	8LCM025P-301B-XX
Plug, D, PCB, R/A, 37 Way	8LCM037P-301B-XX
Socket, D, PCB, R/A, 9 Way	8LCM009S-304B-XX
Socket, D, PCB, R/A, 15 Way	8LCM015S-304B-XX
Socket, D, PCB, R/A, 25 Way	8LCM025S-304B-XX
Socket, D, PCB, R/A, 37 Way	8LCM037S-304B-XX

Part Number Explanation:



- Series Number** : 8LC = D-SUB right angle 10.2 (0.402 inches) foot print 2.54 (0.1 inches) connector
- Housing Construction Type** : M = With metal front shell
- Number of Contacts** : 009 = 9, 015 = 15, 025 = 25 and 037 = 37 positions
- Contacts Types** : P = plug (male type) and S = socket (female type)
- Colour Codes** : 3 = black
- Contact Finish** : 0 = gold flash over 30 µ inches nickel
- Metal Shell Finish** : 1 = tin plated shell with grounding indents
4 = tin plated shell without grounding indents
- Mounting Types** : B = with board lock grounding bracket and with screw lock

Important Notice : This data sheet and its contents (the "Information") belong to the members of the Premier Farnell group of companies (the "Group") or are licensed to it. No licence is granted for the use of it other than for information purposes in connection with the products to which it relates. No licence of any intellectual property rights is granted. The Information is subject to change without notice and replaces all data sheets previously supplied. The Information supplied is believed to be accurate but the Group assumes no responsibility for its accuracy or completeness, any error in or omission from it or for any use made of it. Users of this data sheet should check for themselves the Information and the suitability of the products for their purpose and not make any assumptions based on information included or omitted. Liability for loss or damage resulting from any reliance on the Information or use of it (including liability resulting from negligence or where the Group was aware of the possibility of such loss or damage arising) is excluded. This will not operate to limit or restrict the Group's liability for death or personal injury resulting from its negligence. Multicomp is the registered trademark of the Group. © Premier Farnell plc 2012